

2011

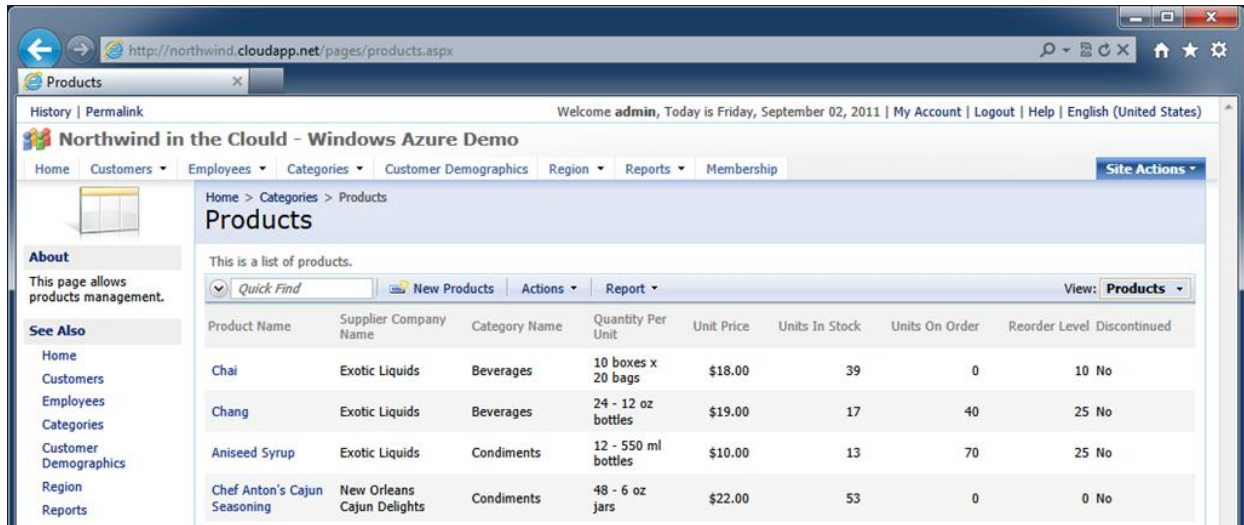


USER GUIDE

URL Hashing

URL Hashing

A powerful and simple mechanism of data controller URL parameters allows easy manipulation of the page behavior in Code On Time web applications. For example, consider the *Products* page at <http://northwind.cloudapp.net/pages/products.aspx>. If you navigate to the page and login as admin/admin123% then you will see the following screen with a list of products.

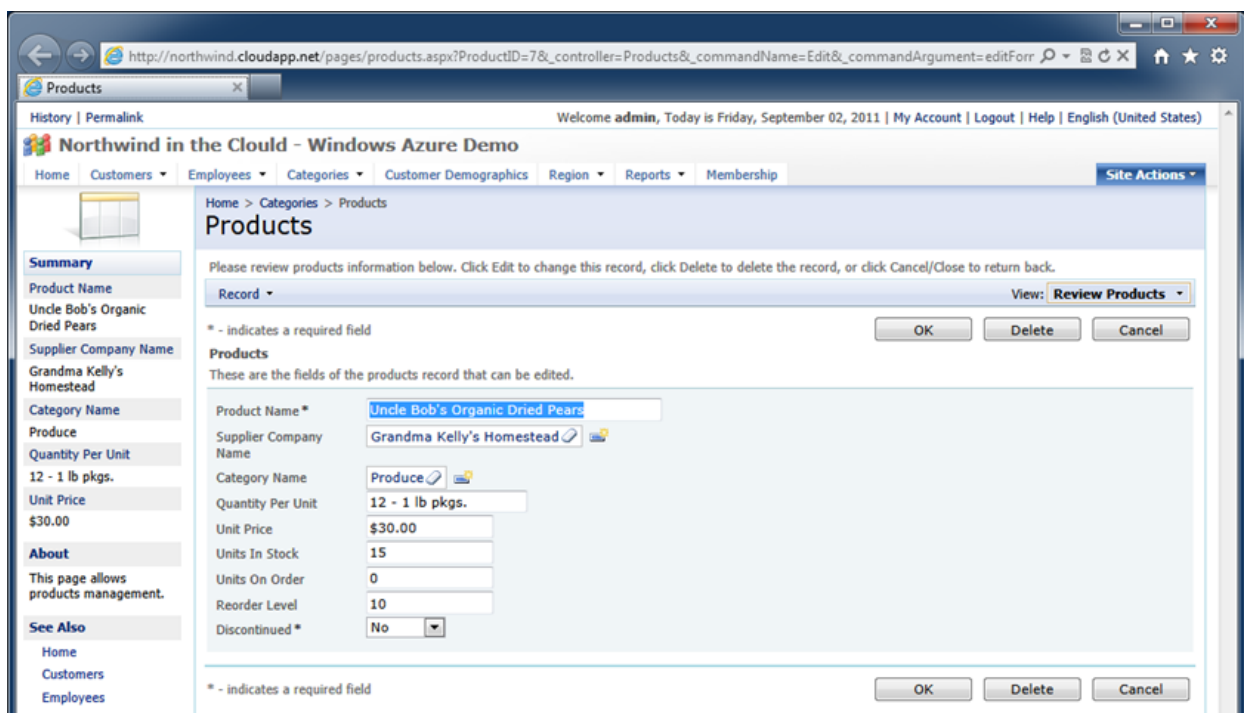


The screenshot shows the 'Products' page in the 'Northwind in the Cloud - Windows Azure Demo' application. The page title is 'Products' and it displays a list of products. The table below shows the data:

Product Name	Supplier Company Name	Category Name	Quantity Per Unit	Unit Price	Units In Stock	Units On Order	Reorder Level	Discontinued
Chai	Exotic Liquids	Beverages	10 boxes x 20 bags	\$18.00	39	0	10	No
Chang	Exotic Liquids	Beverages	24 - 12 oz bottles	\$19.00	17	40	25	No
Aniseed Syrup	Exotic Liquids	Condiments	12 - 550 ml bottles	\$10.00	13	70	25	No
Chef Anton's Cajun Seasoning	New Orleans Cajun Delights	Condiments	48 - 6 oz jars	\$22.00	53	0	0	No

If you want to navigate to a specific product then try the following link. The same page will open in edit mode on the product with the primary key equal to 7.

http://northwind.cloudapp.net/pages/products.aspx?ProductID=7&_controller=Products&_commandName=Edit&_commandArgument=editForm1



The screenshot shows the 'Products' page in the 'Northwind in the Cloud - Windows Azure Demo' application, displaying the edit form for a product. The product name is 'Uncle Bob's Organic Dried Pears'. The form includes the following fields:

- Product Name: Uncle Bob's Organic Dried Pears
- Supplier Company Name: Grandma Kelly's Homestead
- Category Name: Produce
- Quantity Per Unit: 12 - 1 lb pkgs.
- Unit Price: \$30.00
- Units In Stock: 15
- Units On Order: 0
- Reorder Level: 10
- Discontinued: No

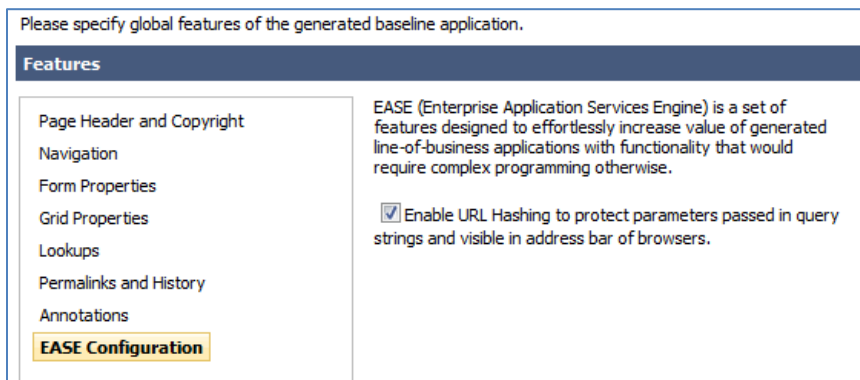
Data controller parameters offer a simple and powerful method of affecting user interface presentation. Couple that with robust *Access Control Rules*, and your web app will provide an excellent and secure mechanism of navigation to specific records.

Sometimes you may want to prevent any possibility of external commands sent to your application via URL parameters unless the commands were initiated by the web application itself or an external “friendly” source.

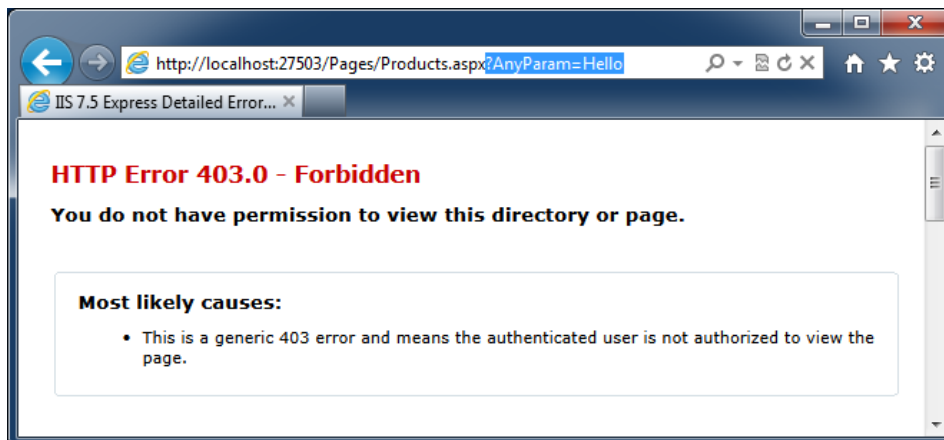
Enabling URL Hashing

The *Unlimited* edition of *Code On Time* offers a new feature called *URL Hashing*, which is available as a component of EASE (Enterprise Application Services Engine). The purpose of *URL Hashing* is to ensure that only encrypted commands can be passed in the URL of your web application.

Start the web application generator, select your project and click *Next* button a few times until your reach the Features page. Enable *URL Hashing* under *EASE Configuration*.



Proceed to generate the project. Navigate to any page of your web application displaying data and try passing any parameter in the URL. For example, if you are looking at *Products.aspx* page then change the URL in the address bar of the browser to *Products.aspx?AnyParam=Hello* and hit enter key to navigate to the page. You will see the following response.



All application pages are now protected and will not allow inclusion of any URL parameters.

Internal URL Parameters

Your web application may be using URL parameters for navigation. For example, let's configure a *Navigate* action in the Northwind sample:

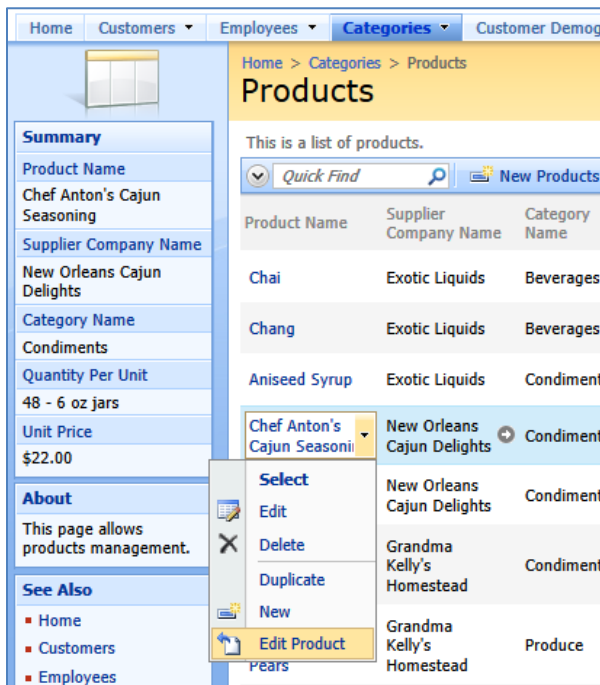
Select your project on the start page of the web app generator and click *Design*. Select *Products* data controller on *All Controllers* tab and activate *Action Groups* page.

Select action group "ag1" with the scope of *Grid* and switch to *Actions* tab. Add a new action with the following properties. Note that *Command Argument* must be entered without line breaks.

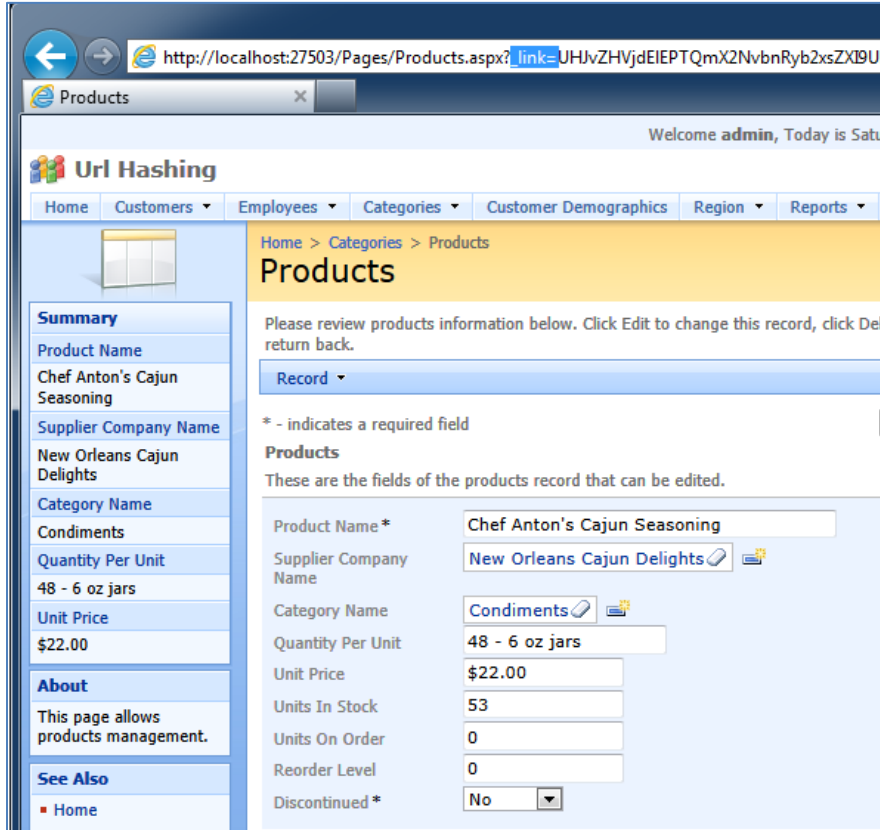
Property	Value
Command Name	Navigate
Command Argument	?ProductID={ProductID}&_controller=Products&_commandName=Edit&_commandArgument=editForm1
Header Text	Edit Product

The value of command argument instructs the application to navigate to the current page that hosts the data controller view and pass the *ProductID* of selected row in the URL. The other URL parameters will force the data controller to open the specified product in *editForm1* in *Edit* mode.

Save the new action, exit the *Designer* and generate your project. Navigate to *Products* page and select the context menu of a product row.



Your browser will navigate to the currently active page with the URL that looks as follows. Notice that there is a parameter “_link” with the cryptic looking value in the address bar of the browser.



The *URL Hashing* mechanism embedded in your application only allows this particular parameter and demands that the value of “_link” parameter is encrypted.

Alter any portion of the parameter or add any additional URL parameters and the request will fail to display the page with the same HTTP error code 403 displayed earlier.

External URL Parameters

Sometimes you may need to pass URL parameters from an external web application. If *URL Hashing* feature is enabled then this task becomes impossible unless you encrypt the URLs passed by external web application.

The implementation of encryption can be found in the *StringEncryptorBase* class of your application source code. The partial code below shows encryption key (Key) and initialization vector (IV). Both properties are passed by methods *Encrypt* and *Decrypt* as arguments to the default implementation of *Advanced Encryption Standard (AES)* available in Microsoft.NET Framework.

C#:

```
public class StringEncryptorBase
{
    public virtual byte[] Key
    {
        get
        {
            return new byte[] {
                253,
                124,
                8,
                201,
                31,
                27,
                89,
                . . . .
                153};
        }
    }

    public virtual byte[] IV
    {
        get
        {
            return new byte[] {
                87,
                84,
                163,
                98,
                205,
                . . . .
                112};
        }
    }

    public virtual string Encrypt(string s)
    {
        . . . . .
    }

    public virtual string Decrypt(string s)
    {
        . . . . .
    }
}
```

VB:

```
Public Class StringEncryptorBase

    Public Overridable ReadOnly Property Key() As Byte()
        Get
            Return New Byte() {253, 124, . . . ., 153}
        End Get
    End Property

    Public Overridable ReadOnly Property IV() As Byte()
        Get
            Return New Byte() {87, 84, 163, 98, . . . ., 112}
        End Get
    End Property

    Public Overridable Function Encrypt(ByVal s As String) As String
        . . . . .
    End Function

    Public Overridable Function Decrypt(ByVal s As String) As String
        . . . . .
    End Function
End Class
```

Copy this class to the external application and make sure to encrypt the URLs that are passed to a *Code On Time* web application with URL Hashing enabled.

You may also want to change the key and initialization vector. The default values are hard-coded and shared by all applications generated with *Unlimited* edition of *Code On Time*.

Conclusion

URL Hashing is always performed for *History* and *permalinks*. If the application is generated without *URL Hashing* enabled then the permalinks are simply encoded with base-64 encoding to mask the nature of URL parameters.

Advanced encryption with hash code validation will be performed on links create with *View Details* command and on results of any actions with *Command Name* set to *Navigate*.